

A colorful illustration of a classroom. On the left, a teacher with dark hair, wearing a white blouse and dark pants, stands next to a large green chalkboard. She holds a piece of white chalk in her right hand. The chalkboard has the text 'Classroom Game Expansion Pack DLC' written in white. Below the title, it says 'Use everything to your advantage.' To the right of the chalkboard is a wooden desk with a stack of books (yellow, orange, and pink) and a red apple on top. Next to the books is a blue and white globe on a stand. In the top right corner, a green vine plant hangs from a brown pot. In the top left corner, a string of colorful bunting flags (blue, pink, orange, blue) hangs across the wall. A small green plant is visible in the bottom center foreground.

# Classroom Game Expansion Pack DLC

Use everything to your advantage.


# Outline



Where to find material and how to use it to your advantage.

In class games: descriptions and instruction.

Game practice.



# Where to find material/ideas

## The big 3

Canva

ALTopedia


Each other



# Using these resources to your advantage

## USE THE BASE AND CHANGE TO FIT YOUR NEEDS

- There are a lot of pre-made items between: Canva, ALTopedia, and other ALTs. Most games, worksheets, and homework don't have to be made from scratch.
- Using these resources and changing it to fit your classes saves a lot of time. It can be used for different grades, lessons and schools.





# In Class Games



descriptions and instructions



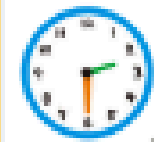


# Battleship

- Draw 10 circles on the upper part of the game board.
- Kids ask yes/no questions and fill in lower half using Xs and Os based on answers.
- The goal is to find all 10 of your partners circles.



Name: \_\_\_\_\_



# Subject Battleship!



Do you have \_\_\_\_\_ on \_\_\_\_\_ ?



Yes, I do!



No, I don't.

自分	Monday	Tuesday	Wednesday	Thursday	Friday	Saturday	Sunday
Japanese							
PE							
English							
music							
home economics							

相手	Monday	Tuesday	Wednesday	Thursday	Friday	Saturday	Sunday
Japanese							
PE							
English							
music							
home economics							



# Sugoroku

- Regular board game made to target English grammar.
- Super flexible and can easily be changed.
- Kids will take turns rolling dice and practicing the target grammar that their playing piece stops on.







# Heads up 7 up

- Fun game to introduce new vocabulary and very simple sentences.
- 7 students will be selected as “it” and hold vocabulary pictures and stand at the front of the room.
- Everyone else puts their heads down and the 7 students will select 7 other students. When done everyone will open their eyes.
- The students will have to guess who picked them when their head was down.
- This is where you can introduce grammar or only the words.





# Heads up


- Requires pre-made cards.
- Can target vocabulary and small grammar points.
- Students make pairs and hold the card to their forehead and their partner will have to gesture and try to describe the word they have.
- Students will earn a point for each word they get correct.

# Snakes and Lillies

- Board game that has a start and finish and works very much like snakes and ladders.
- The kids use erasers as their playing pieces and dice for rolls.
- They can skip spaces by hopping across lily pads and they have to go back spaces when they land on a snake.
- Can be used for just vocabulary or grammar points.



# SNAKES AND LILIES



# Survival Game

- A game the class plays as a whole.
- Generally it is for grammar that you can replace two parts.
- Students write five Os on their board and stand up.
- Every student will read off one sentence and after it has been read everyone will write an X in that square.
- If all your Os have been Xed out sit down.
- The students standing with a 0 left in the last square that has not been read, win.



# Survival Game



\_\_\_\_\_ want to go to \_\_\_\_\_

	 the U.S.A.	 Korea	 Sweden	 Brazil	 Singapore
I					
He					
She					

Survival sentence: \_\_\_\_\_

	 Italy	 Mexico	 Germany	 Australia	 Vietnam
I					
He					
She					

Survival sentence: \_\_\_\_\_



# Categories

- Game that requires little prep.
- Categories will be written on the board (colors, animals, etc.)
- Students make groups and will write words based on that category for a set time.
- Students share the words after and cross out words that other groups have.
- The team with the most unique words win.







# Last one Standing

- Played like Karuta, students can use textbook cards or ones made by the ALT.
- Students will pick 4 cards and stand up.
- ALT will read off cards, if their cards are called the student puts it down.
- If all their cards are read they sit down.
- The goal is to be the last to sit after all the cards have been read.
- Rules are also flexible and can be changed to who can get all their cards called first.



# Game Demonstration



# Google Drive QR Code

